

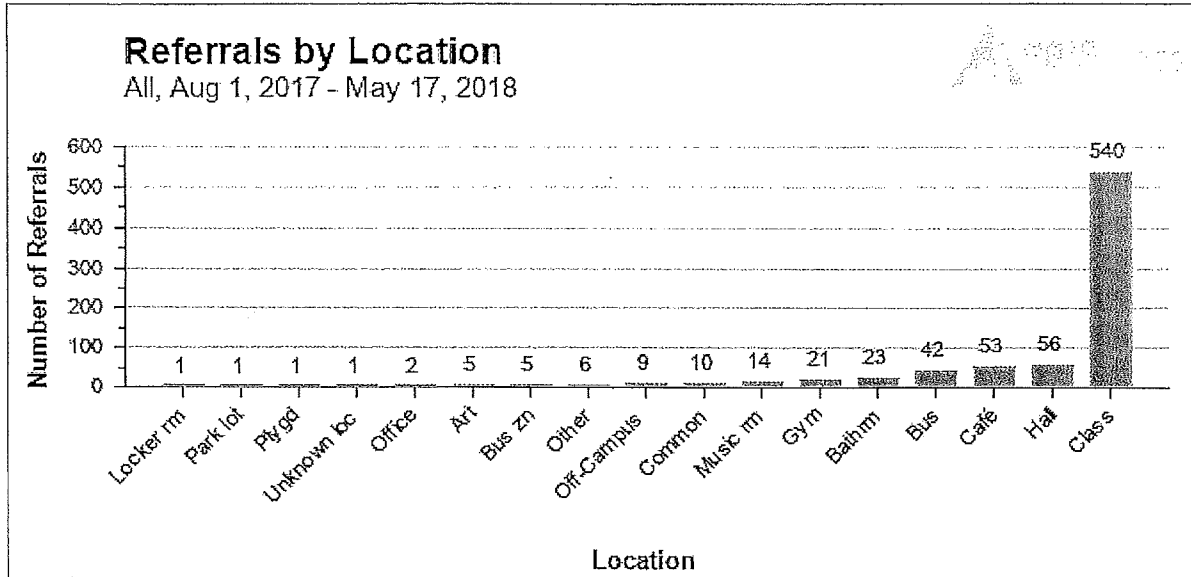


**Carroll County Middle School**  
Generated: May 17, 2018, 10:31:01 AM

**Referrals By Location**  
8/1/17 - 5/17/18

- 
- 
- 
- 

Referral Type: All Referrals  
Sort Order: Frequency  
Show Values on the Graph: Yes  
Only Show Locations With Data: Yes



Data Table		
Location	Frequency	Proportion
Locker Room	1	0.13%
Parking Lot	1	0.13%
Playground	1	0.13%
Unknown Location	1	0.13%
Office	2	0.25%
Art Room	5	0.63%
Bus Loading Zone	5	0.63%
Other Location	6	0.76%
Off-Campus	9	1.14%
Commons/Common Area	10	1.27%
Music Room	14	1.77%
Gym	21	2.66%
<b>Totals:</b>	<b>790</b>	<b>100%</b>

5/17/2018

<https://app.swis.org/#reporter/reports%7B%22tab%22:1526567447069,%20%22school%22:%22070CBEB8-4C0D-DF11-8DDA-0019B9C99BEB%22%7D>

Bathroom/Restroom	23	2.91%
Bus	42	5.32%
Cafeteria	53	6.71%
Hallway/Breezeway	56	7.09%
Classroom	540	68.35%
Totals:	790	100%

Copyright: © 2018 Educational & Community Support, University of Oregon  
All rights reserved.

SWIS Suite  
[www.pbisapps.org](http://www.pbisapps.org)



**Carroll County Middle School**

Generated: May 17, 2018, 10:31:24 AM

**Referrals By Problem Behavior**

8/1/17 - 5/17/18

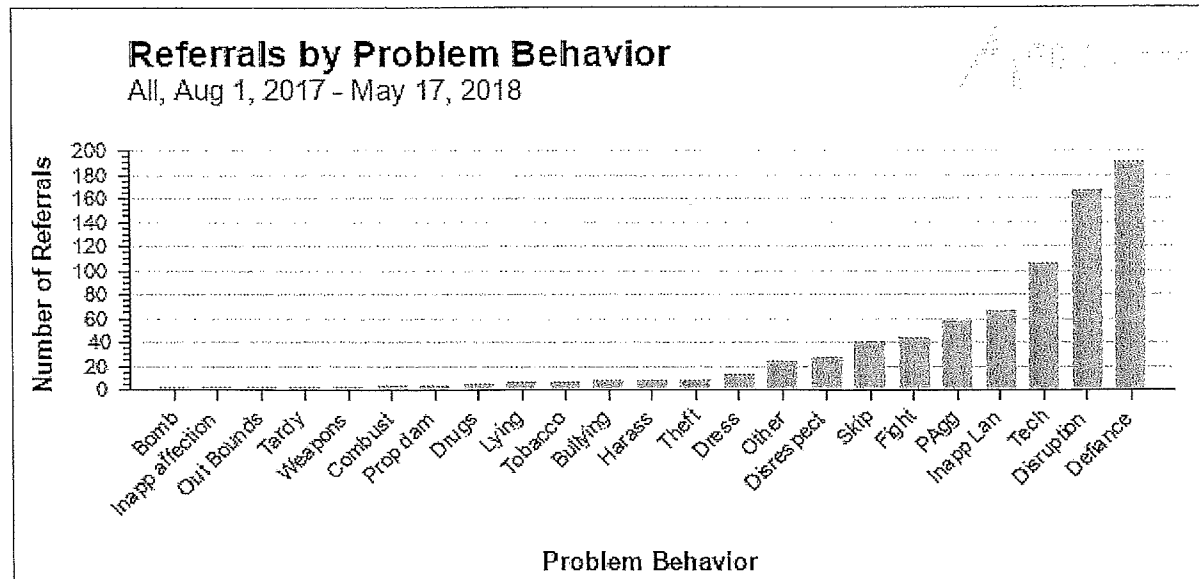
- 
- 
- 

Referral Type: All Referrals

Sort Order: Frequency

Show Values on the Graph: No

Only Show Problem Behaviors With Data: Yes



Data Table			
Problem Behavior	Frequency	Proportion	Additional Frequency
Bomb Threat/False Alarm	1	0.13%	0
Inappropriate Display of Affection	1	0.13%	0
Inappropriate Location/Out of Bounds Area	1	0.13%	0
Tardy	2	0.25%	0
Use/Possession of Weapons	2	0.25%	0
Use/Possession of Combustibles	4	0.51%	0
Property Damage/Vandalism	4	0.51%	0
Use/Possession of Drugs	5	0.63%	0
Lying/Cheating	6	0.76%	0
Use/Possession of Tobacco	7	0.89%	0
Bullying	8	1.01%	0
Harassment	8	1.01%	0
<b>Totals:</b>	<b>790</b>	<b>100%</b>	<b>0</b>

Forgery/Theft/Plagiarism	8	1.01%	0
Dress Code Violation	13	1.65%	0
Other Behavior	24	3.04%	0
Disrespect	28	3.54%	0
Skip class	40	5.06%	0
Fighting	44	5.57%	0
Physical Aggression	57	7.22%	0
Abusive Language/Inappropriate Language/Profanity	66	8.35%	0
Technology Violation	105	13.29%	0
Disruption	166	21.01%	0
Defiance/Insubordination/Non-Compliance	190	24.05%	0
Totals:	790	100%	0

Copyright: © 2018 Educational & Community Support, University of Oregon  
All rights reserved.

SWIS Suite  
[www.pbisapps.org](http://www.pbisapps.org)



**Carroll County Middle School**

Generated: May 17, 2018, 10:34:50 AM

**Referrals By Time**

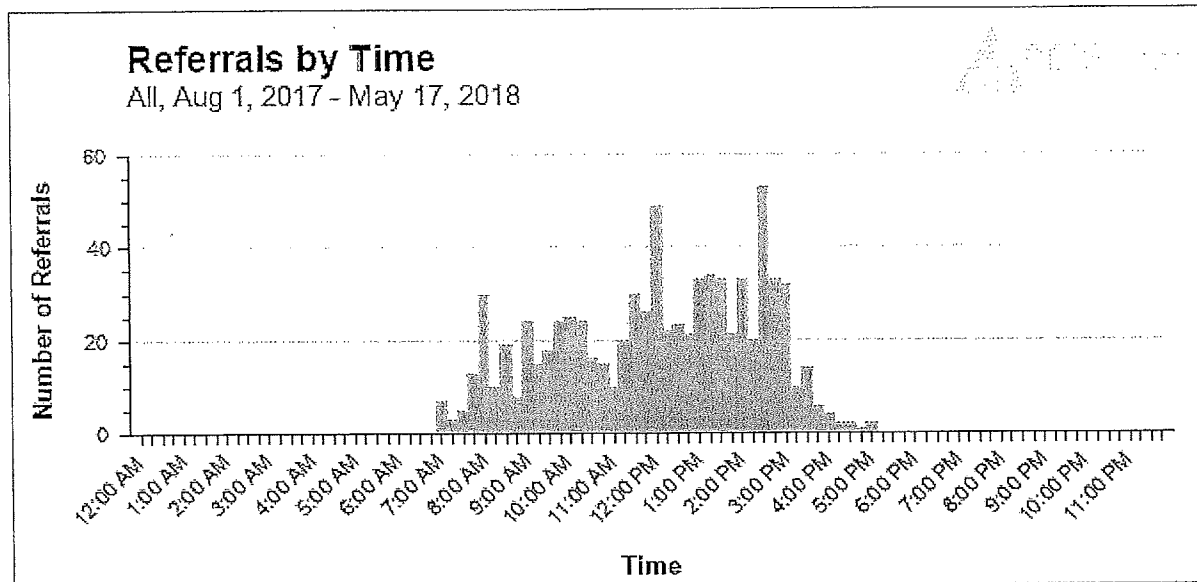
8/1/17 - 5/17/18

- 
- 
- 

Referral Type: All Referrals

Show Full Day: Yes

Show Values on the Graph: No



Data Table		
Time	Frequency	Proportion
12:00 AM	0	0.00%
12:15 AM	0	0.00%
12:30 AM	0	0.00%
12:45 AM	0	0.00%
1:00 AM	0	0.00%
1:15 AM	0	0.00%
1:30 AM	0	0.00%
1:45 AM	0	0.00%
2:00 AM	0	0.00%
2:15 AM	0	0.00%
2:30 AM	0	0.00%
2:45 AM	0	0.00%
3:00 AM	0	0.00%
<b>Totals:</b>	<b>790</b>	<b>100%</b>

3:15 AM	0	0.00%
3:30 AM	0	0.00%
3:45 AM	0	0.00%
4:00 AM	0	0.00%
4:15 AM	0	0.00%
4:30 AM	0	0.00%
4:45 AM	0	0.00%
5:00 AM	0	0.00%
5:15 AM	0	0.00%
5:30 AM	0	0.00%
5:45 AM	0	0.00%
6:00 AM	0	0.00%
6:15 AM	0	0.00%
6:30 AM	0	0.00%
6:45 AM	0	0.00%
7:00 AM	7	0.89%
7:15 AM	3	0.38%
7:30 AM	5	0.63%
7:45 AM	13	1.65%
8:00 AM	30	3.80%
8:15 AM	10	1.27%
8:30 AM	19	2.41%
8:45 AM	8	1.01%
9:00 AM	24	3.04%
9:15 AM	15	1.90%
9:30 AM	18	2.28%
9:45 AM	24	3.04%
10:00 AM	25	3.16%
10:15 AM	24	3.04%
10:30 AM	16	2.03%
10:45 AM	15	1.90%
11:00 AM	10	1.27%
11:15 AM	20	2.53%
11:30 AM	30	3.80%
11:45 AM	26	3.29%
12:00 PM	49	6.20%
12:15 PM	22	2.78%
12:30 PM	23	2.91%
12:45 PM	21	2.66%
1:00 PM	33	4.18%
1:15 PM	34	4.30%
1:30 PM	33	4.18%
Totals:	790	100%

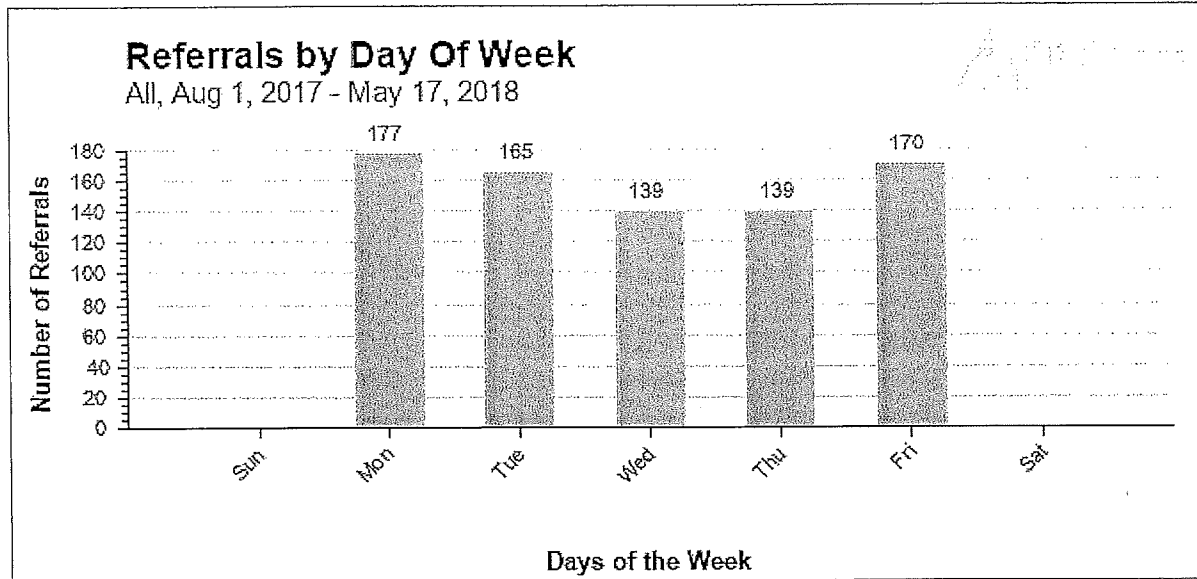
1:45 PM	21	2.66%
2:00 PM	33	4.18%
2:15 PM	20	2.53%
2:30 PM	53	6.71%
2:45 PM	33	4.18%
3:00 PM	32	4.05%
3:15 PM	10	1.27%
3:30 PM	14	1.77%
3:45 PM	6	0.76%
4:00 PM	4	0.51%
4:15 PM	2	0.25%
4:30 PM	2	0.25%
4:45 PM	1	0.13%
5:00 PM	2	0.25%
5:15 PM	0	0.00%
5:30 PM	0	0.00%
5:45 PM	0	0.00%
6:00 PM	0	0.00%
6:15 PM	0	0.00%
6:30 PM	0	0.00%
6:45 PM	0	0.00%
7:00 PM	0	0.00%
7:15 PM	0	0.00%
7:30 PM	0	0.00%
7:45 PM	0	0.00%
8:00 PM	0	0.00%
8:15 PM	0	0.00%
8:30 PM	0	0.00%
8:45 PM	0	0.00%
9:00 PM	0	0.00%
9:15 PM	0	0.00%
9:30 PM	0	0.00%
9:45 PM	0	0.00%
10:00 PM	0	0.00%
10:15 PM	0	0.00%
10:30 PM	0	0.00%
10:45 PM	0	0.00%
11:00 PM	0	0.00%
11:15 PM	0	0.00%
11:30 PM	0	0.00%
11:45 PM	0	0.00%
Totals:	790	100%



**Carroll County Middle School**  
Generated: May 17, 2018, 10:35:28 AM

**Referrals By Day Of Week**  
8/1/17 - 5/17/18

Referral Type: All Referrals  
Show Values on the Graph: Yes



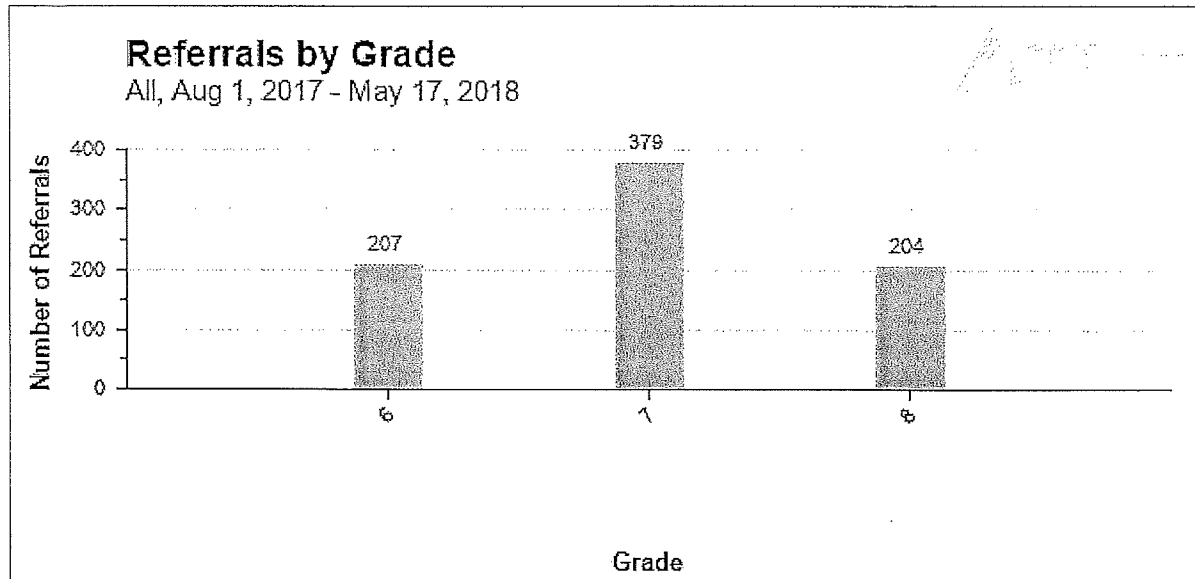
Data Table		
Day	Frequency	Proportion
Sunday	0	0.00%
Monday	177	22.41%
Tuesday	165	20.89%
Wednesday	139	17.59%
Thursday	139	17.59%
Friday	170	21.52%
Saturday	0	0.00%
<b>Totals:</b>	<b>790</b>	<b>100%</b>





**Referrals By Grade**  
8/1/17 - 5/17/18

Referral Type: All Referrals  
Show Values on the Graph: Yes



Data Table		
Grade	Frequency	Proportion
6	207	26.20%
7	379	47.97%
8	204	25.82%
<b>Totals:</b>	<b>790</b>	<b>100%</b>



**Carroll County Middle School**

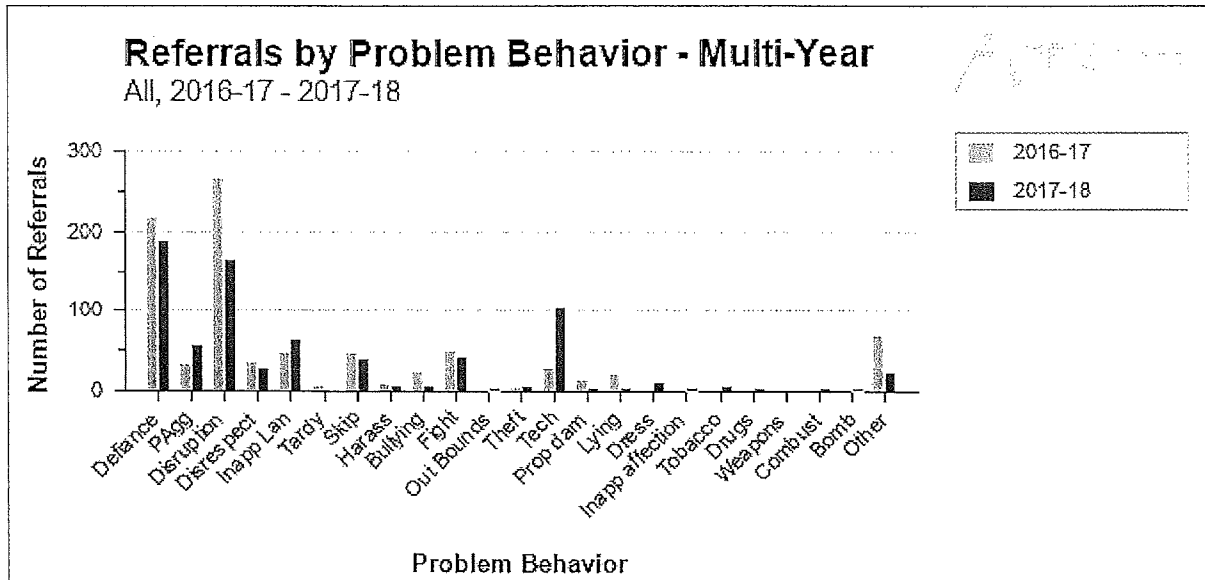
Generated: May 17, 2018, 10:57:51 AM

**Referrals By Problem Behavior - Multi-Year**

2016-17 - 2017-18

Referral Type: All Referrals

Only Show Problem Behaviors With Data: Yes



Data Table		
Problem Behavior	2016-17	2017-18
Defiance/Insubordination/Non-Compliance	219	190
Physical Aggression	34	57
Disruption	267	166
Disrespect	36	28
Abusive Language/Inappropriate Language/Profanity	47	66
Tardy	7	2
Skip class	47	40
Harassment	10	8
Bullying	23	8
Fighting	50	44
Inappropriate Location/Out of Bounds Area	0	1
Forgery/Theft/Plagiarism	4	8
Technology Violation	28	105
<b>Totals:</b>	<b>886</b>	<b>790</b>

5/17/2018

<https://app.swis.org/#reporter/reports%7B%22tab%22:1526569038044,%20%22school%22:%22070CBEB8-4C0D-DF11-8DDA-0019B9C99BEB%22%7D>

Property Damage/Vandalism	15	4
Lying/Cheating	21	6
Dress Code Violation	2	13
Inappropriate Display of Affection	3	1
Use/Possession of Tobacco	2	7
Use/Possession of Drugs	0	5
Use/Possession of Weapons	2	2
Use/Possession of Combustibles	0	4
Bomb Threat/False Alarm	0	1
Other Behavior	69	24
Totals:	886	790

Copyright: © 2018 Educational & Community Support, University of Oregon  
All rights reserved.

SWIS Suite  
[www.pbisapps.org](http://www.pbisapps.org)