

**Cartmell Elementary  
September, 2019  
Board Report**

**Notable Progress this Month Relative to Goals on the CSIP:**

1. Student achievement – Teachers have completed work with the new standards in ELA and math. They have broken the standards down into learning targets and updated curriculum maps. They are currently revising assessments for alignment with the new standards and their targets. Continuing professional development in high yield instructional strategies. Recently staff was recognized for best practices at the Continuous Improvement Summit by Dr. Lewis. They have established coaching protocols to continue their progress in improving instruction. Also, met with KDE Continuous Improvement Coaches to schedule ongoing PD for this year. Conducted teacher mentorship initial meetings and established the guidelines for teacher support.
2. SEL – Establishment of lunch bunch groups with the counselor, social worker and FRYSC coordinator. Establishment and meetings with committees as set forth in SB 1. Refined Leader in Me and guidance curriculum.
3. Growth and GAP – Adjusting RTI for math and reading. Adjusted staffing to increase student support services. Adjusted progress monitoring to change student interventions as necessary.

**School Improvement Plan Activities Update**

September – DATA ANALYSIS: We are currently in the data gathering phase. Data will be reviewed at the end of September and early October.

October – NEEDS ASSESSMENT: (type in here)

November – PRIORITY NEEDS: (type in here)

December – ACTIVITIES DEVELOPMENT: (type in here)

January thru August – ACTIVITIES MONITORING: (type in here)  
(30,60,90 day process)

**Cartmell Elementary  
September, 2019  
Board Report**

**Trauma Team Report**

Participates in safety planning

Leadership team is in the process of developing and implementing a trauma-sensitive action plan, identifying potential barriers

Provided access to trauma-competent services for prevention and intervention

Provide a safe and respectful environment that enables students to build relationships with adults and peers and encourages/equips students to self-regulate their emotions and behaviors

**School Safety Team Report**

Reviewed pickup line procedures and talked about alternatives

Updated elevator and fire extinguishers inspections

Reviewed camera and monitoring needs with recommendations

Reviewed Cartmell's Risk Assessment with recommendations

Conducted drills and reviewed procedures

Discussed announcements during emergency situations when students are on the playground

Playground inspection and recommendations

Survey to include intentional questions to determine student perspective on their safety at school

Student Advisory Panel to be discussed

**Cartmell Elementary**  
**September, 2019**  
**Board Report**

**Behavior Analysis Chart**

August and September 2019

Resolution Type - None  
student(s)

Gender All

School Year 2019-20

Event Weekday - 14  
student(s)

Event Month - 14  
student(s)

Event Type - 14 student(s)

**Behavior Analysis**

Bus Rule Violation	12
Disruptive Behavior	
Fighting - Student ..	
Fighting - Student ..	
Fighting - Student ..	5
Fighting - Student ..	1 1 2

DistrictName All

Race/Ethnicity All

School Level All

Econ Dis All

School Name All

EL Status All

Homeless All

Grade All

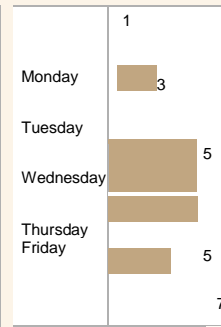
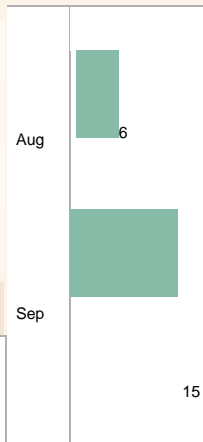
Active  
Y

Event Time - 14  
student(s)

Event Location - 14  
student(s)

Bus	12
Classroo..	
Gymnasi..	
Cafeteria	
Hallway/..	4
Playgrou..	2
	1
	1
	1

7:00 AM	1	7
8:00 AM		
10:00 AM	1	
11:00 AM	3	
12:00 PM	2	
1:00 PM	2	
3:00 PM	4	
After Sch	1	



Migrant All

Service Type All

Foster All

Special Ed All

Resol Level All

Special Ed Disability All

State/Local Res Codes:  
State

Student-ID All

**Cartmell Elementary  
September, 2019  
Board Report**

**Chronic Absentee Aggregate Report**

**Student Present FTE Percentage - Aggregate Report**

*student detail report can be run for additional detail*

School Year 2019-20

District #/Name 101 Carroll County

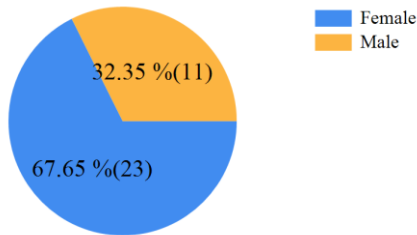
School #/Name 005 19-20 Cartmell Elementary

**Student FTE Count** (enrolled 10 or more days)

100% FTE	242	51.6%
96-99% FTE	118	25.16%
93-95% FTE	39	8.32%
>90-92% FTE	36	7.68%
Chronically Absent <= 90% FTE	<u>34</u>	7.25%
Total Student Count	469	

*\* FTE percentage rounded to the nearest whole percentage*

**Percentage of Chronically Absent Students by Gender**



**Up-Coming Events**

- September 20<sup>th</sup> – School Pictures
- September 26<sup>th</sup> – SBDM Meeting
- October 4<sup>th</sup> – Pastries for Parents
- October 22<sup>nd</sup> – Picture Retake Day