

**Cartmell Elementary**  
**February, 2020**  
**Board Report**

**Notable Success this Month:**

*Standards and Curriculum Work:* Between our work during summer professional development days and using some of PLC time, we are bringing our work on reading and math curriculum maps to a close. The work has focused on understanding the new standards in reading and math along with creating a curriculum map with learning targets in both content areas. This has been a big undertaking for staff and we will continue to revise and use them as working documents.

**School Improvement Plan Activities Update**

January – CSIP: Goals and next steps reviewed with staff. Continue to work on implementing the strategies and activities.

**Interim Assessment Data**

Assessment/Description:							
Grade	Content	Assessment 1 Fall		Assessment 2 Winter		Assessment 3 Spring	
		% P/D	%N	% P/D	%N	% P/D	%N
		Second Grade	LA	34%	34%	48%	28%
Math	17%		39%	47%	30%		
Third Grade	LA	36%	38%	38%	32%		
	Math	24%	38%	36%	33%		
Fourth Grade	LA	33%	37%	36%	37%		
	Math	16%	43%	36%	36%		

**What interventions have been provided for students scoring in the Novice Range?**

In class and pull out small group support for RTI.  
 RTI – Implementation of cross grade level flexible grouping for small group during guided reading.  
 Re-teaching and flexible grouping based on classroom assessments.  
 ESS instruction for reading and math.  
 Focus on essential skills during guided reading.

**Trauma Team Report**

- Small group-Lunch Bunch: Using the date from the student risk screener, new groups have been formed for small group counseling with the guidance counselor, social worker, and FRYSC coordinator.

**School Safety Team Report**

- The district schedule risk assessment was completed on 2/11. The assessment went well.
- All drills for the month of January have been completed.
- Team meets on 2/13.

**Cartmell Elementary**  
**February, 2020**  
**Board Report**

**Behavior Analysis Chart**

**Behavior Analysis**

**Event Type - 56 student(s)**

Abuse of a Teacher	1
Bus Rule Violation	61
Dangerous Instru..	1
Destruction of Pro..	3
Disorderly Conduct	2
Disrespectful Beha..	14
Disruptive Behavior	19
Fighting - Student ..	3
Fighting - Student ..	5
Fighting - Student ..	23
Leaving Campus	1
Profanity or Vulgar..	1
Self-Endangerment	1
Theft/Stealing	1
Threatening Staff	1

**Resolution Type - 7 student(s)**

INSR	In School Susp..	3
SSP3	Out of School ..	7

**Event Month - 56 student(s)**

Aug	6
Sep	29
Oct	32
Nov	24
Dec	27
Jan	17
Feb	2

**Event Weekday - 56 student(s)**

Monday	21
Tuesday	28
Wednesday	28
Thursday	33
Friday	27

**Event Time - 56 student(s)**

7:00 AM	9
8:00 AM	20
9:00 AM	8
10:00 AM	6
11:00 AM	13
12:00 PM	16
1:00 PM	10
2:00 PM	17
3:00 PM	30
4:00 PM	5
After Sch	3

**Event Location - 56 student(s)**

Classroom..	63
Bus	61
Playgrou..	5
Cafeteria	2
Gymnasi..	2
Other	2
Hallway/..	1
Restroom	1

Cartmell Elementary  
February, 2020  
Board Report

Chronic Absentee Aggregate Report

**Student Present FTE Percentage - Aggregate Report**

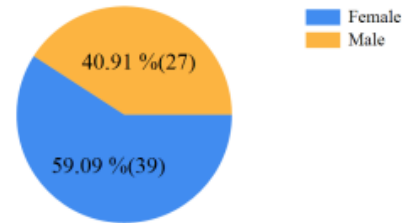
*student detail report can be run for additional detail*

School Year 2019-20  
District #/Name 101 Carroll County  
School #/Name 005 19-20 Cartmell Elementary

**Student FTE Count** (enrolled 10 or more days)

100% FTE	43	8.9%
96-99% FTE	205	42.44%
93-95% FTE	113	23.4%
>90-92% FTE	56	11.59%
Chronically Absent <= 90% FTE	66	13.66%
Total Student Count	483	

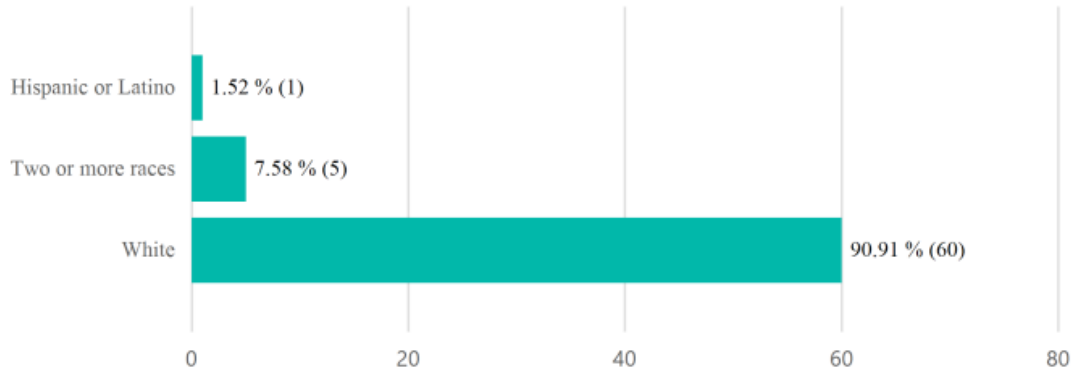
Percentage of Chronically Absent Students by Gender



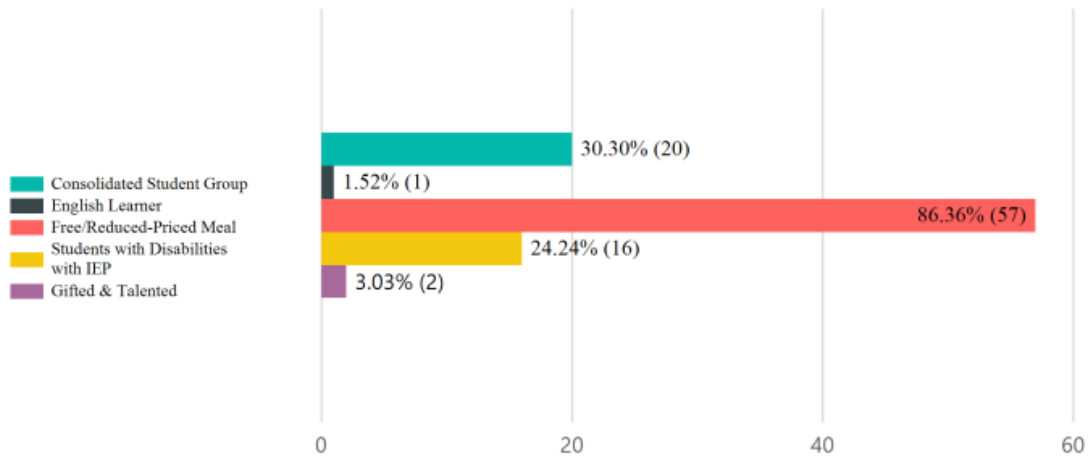
\* FTE percentage rounded to the nearest whole percentage

**Cartmell Elementary  
February, 2020  
Board Report**

**Percentage of Chronically Absent Students by Race/Ethnicity**



**Percentage of Chronically Absent Students by Student Group**



**Up-Coming Events**

- February 13 – PTSA Princess and Prince Dance
- February 14 – Valentine’s Day Celebrations
- February 17 – No School (President’s Day)
- February 18 – All Pro Dads
- February 25 – Kitchen Utensil Fundraiser begins
- February 25-26 – Mobile Science Center
- February 28 – House Assembly